

2018 HUMAN DEVELOPMENT INDICES AND INDICATORS: STATISTICAL UPDATE

WHAT IS HUMAN DEVELOPMENT INDEX

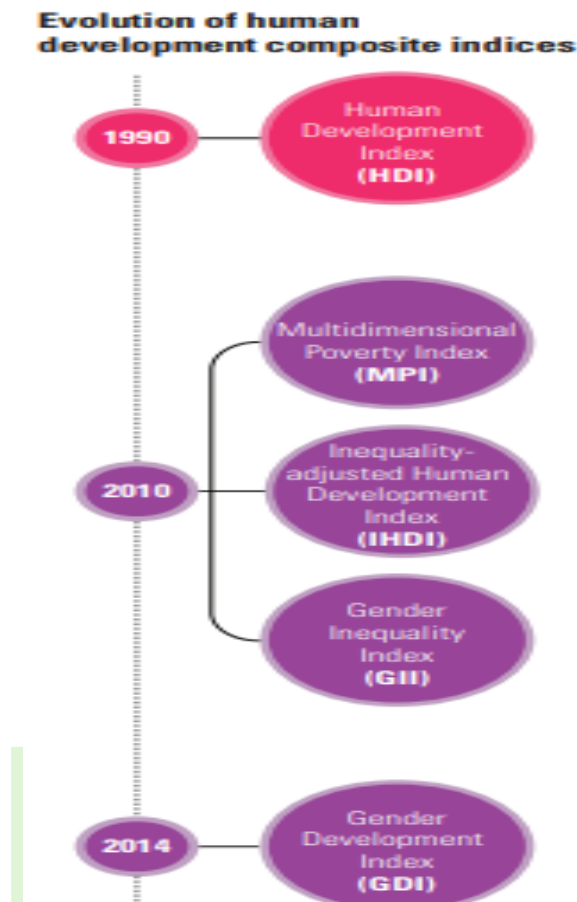
- Human development is a statistic of life expectancy, education and per capita income indicators which ranks the countries into 4 tiers of human development. The index is based on human development approach, often framed in terms of whether people are able to be and do desirable things in life. For example being: well fed, sheltered, healthy, Doing: work, education, voting, participating in community life.
- The rankings of the countries vary due to the different levels of lifespan, education levels and the GDP per capita. This can be better understood in the way that higher level of education, longer lifespan and better GDP figures get a country higher rankings as compared to those maintaining low levels of these basic conditions. The HDI was developed by a Pakistani economist, Mahbub Ul Haq which was further used to measure country's development by United Nation's Development Program.



Mahbub ul Haq
Founder of the Human
Development Report



- The origins of HDI are found in the Annual Human Development Reports produced by Human Development Report Office of UNDP. These were launched by Mahbub Ul Haq in 1990.



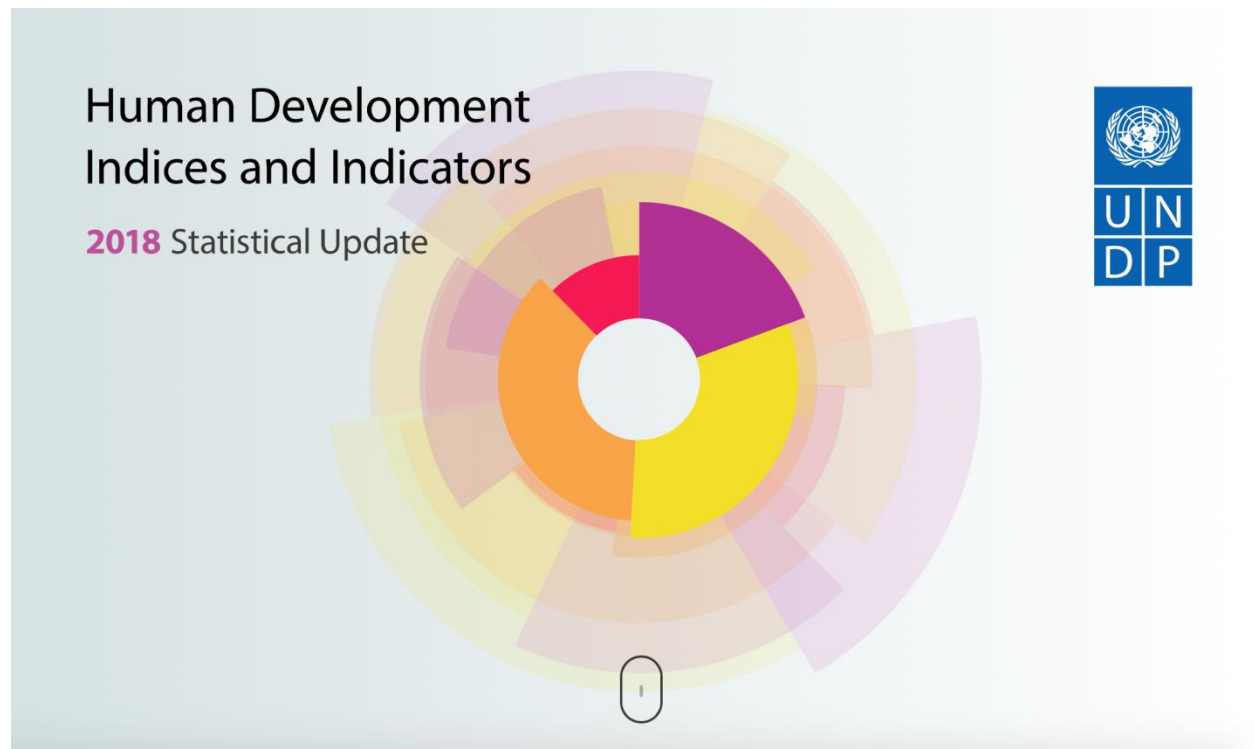
SIGNIFICANCE OF HDI

- It is multidimensional as it includes indicators such as literacy rate, enrollment ratio, life expectancy rate, infant mortality rate etc.
- It takes a comprehensive approach which covers all aspects of life.
- It is used to measure the level of development of a country.
- It acts a true yardstick to measure development in real sense. Unlike per capita income which only indicates a rise in per capita income, implies only the economic development whereas HDI considers many other vital social indicators and helps in measuring a nations well being.
- It helps in differentiating factors to distinguish and classify different nations on the basis of HDI ranks.

COMPONENTS OF HUMAN DEVELOPMENT INDEX


- **LIFE EXPECTANCY AT BIRTH** as an index of population health and longevity.
- **KNOWLEDGE and EDUCATION** as measured by adult literacy rate (with 2/3rd weightage) and the combined primary, secondary and tertiary gross enrolment ratio (with 1/3rd weightage).
- **STANDARD OF LIVING** as measured by the natural logarithm of gross domestic product per capita at purchasing power parity.

INTRO TO HUMAN DEVELOPMENT INDICES AND INDICATORS 2018: STATISTICAL UPDATE.



- As per the **UNDP, HUMAN DEVELOPMENT INDICES AND INDICATORS: 2018 STATISTICAL UPDATE** has been released to ensure consistency in reporting on key human development indices and statistics. With its comprehensive statistical annex to data gives an overview of the state of development across the globe, looking at long term trends of human development indicators across multiple dimensions and for every nation. The 2018 update highlights the considerable progress but also the persistent deprivations and disparities.
- As per UNDP, the Human Development Report is their premier vehicle to advance developmental thinking with their mission to capture the state of global human development.
- The 2018 Human Development report by the UNDP was released on 14 September 2018 and calculates HDI values based on estimates of 2017. The update contains other composite indices as well as other current statistics in key areas of human development for use by policy makers, researchers and others in their key analytical planning and policy work. It emphasis on key relationship between human well being and 5 topics:
 1. Quality of human development
 2. Life course gender gaps
 3. Women's empowerment
 4. Environmental sustainability
 5. Socio-economic sustainability

Human development dashboards



- The 2018 Update presents HDI values for 189 countries with the most recent data for 2017. Of these countries, 59 are in a very high human development group, 53 in the high, 39 in the medium and only 38 in the low.
- The top 5 countries in the Global HDI ranking are Norway, Switzerland, Australia, Ireland and Germany. The bottom 5 are Burundi, Chad, South Sudan, Central African Republic and Niger.
- If the change in the range is to be considered, then Ireland showcased the best performance, moving up 13 places in 2018 from the rank achieved in 2012. This portrays the good development works happening across the country. The performance of the countries like Botswana, The Dominican Republic and Turkey on the human development scale was also remarkable as all 3 moved up 8 places. All 3 steepest declines in human development ranking were countries in conflict: the Syrian Arab Republic had the largest decline in HDI rank, falling 27 places followed by Libya and Yemen.

KEY SNAPSHOTS OF HDI 2018

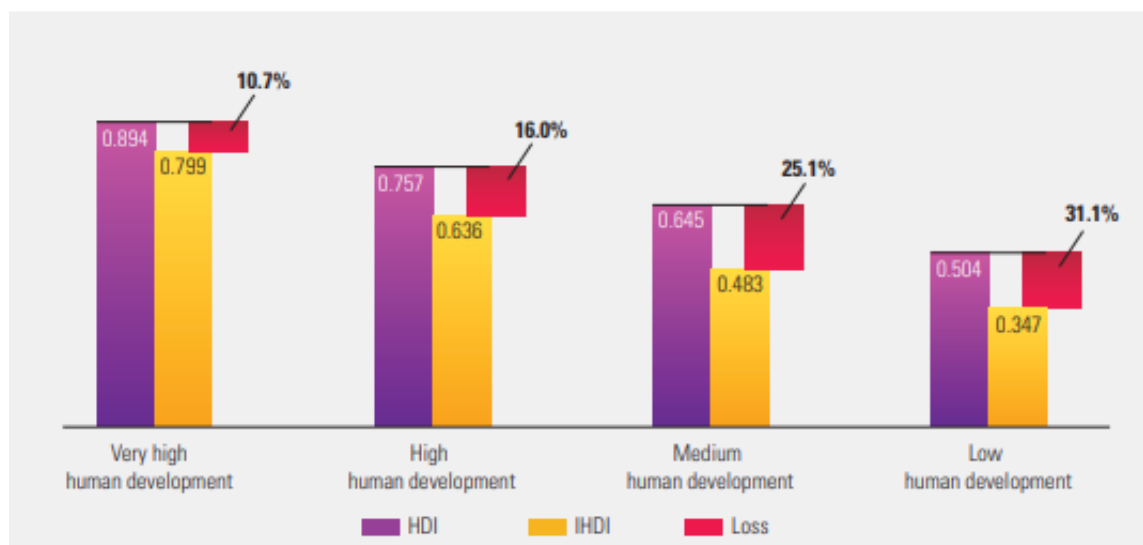
WIDESPREAD INEQUALITY ACROSS THE GLOBE

- The UN Human Development Index 2018 accepts the fact that at this very point of time, inequality is posing a great challenge for the entire world and its astonishing results can be witnessed in the fact that inequality reduces the global HDI by 1/5th. But still while considering pure economic indicators, this fact is overlooked. South Africa can be seen as a remarkable example of this because it has

emerged to be the fastest growing country in the world for the period 1990-2017 i.e. by 45.3% ignoring the fact that it has the widest gender gap of 16.3%.

- Yet of the nine South Asian nations, none features in the very high human development ranking. Iran ranks first in the region when it comes to high human development; placed at 60 out of 189 nations. Sri Lanka is the only other South Asian country to appear in the high human development ranking; coming in at number 76. India (130), the world's largest democracy, by contrast falls under medium human development. Speaking about the performance of Pakistan which is ranked 150th out of all, it can be said that if it had a slip of 2 ranks it would have been kept in the category of countries with very low Human development index. Considering its performance in the South Asian countries, its performance is better than only Afghanistan which is completely war torned.

Loss in Human Development Index value due to inequality, by human development group, 2017

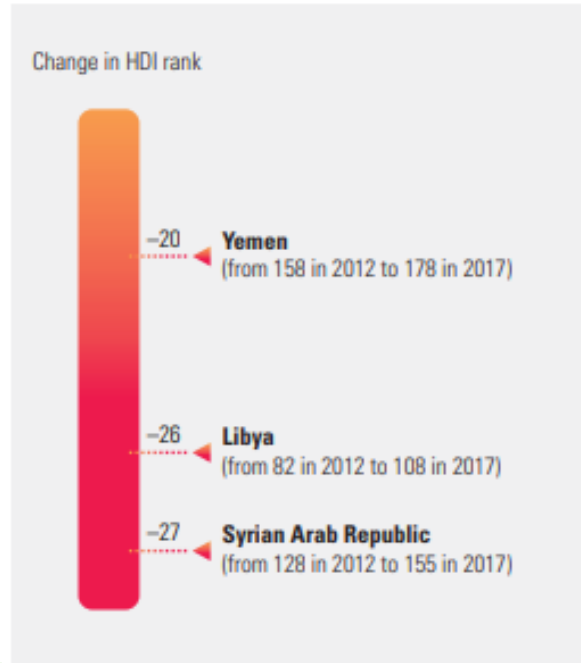


Source: Human Development Report Office.

GROWING CONFLICTS IN MID EAST

- As per the report the ongoing conflicts in Syria, Libya and Yemen have affected the HDI globally, posing severe threats to life expectancy and economy. Yet the problem with such findings is that there is no apportioning of blame. No notions of collective responsibility. And while this does not constitute part of the United Nations Development Programme (UNDP)'s remit – it is perhaps time that it did. Though this will mean putting the UN system itself under the microscope; such as UNSC maneuverings in Libya and Afghanistan as well as failure to act against warmongering nations in Iraq.

Change in Human Development Index rank in conflict-affected countries, 2012–2017



Source: Human Development Report Office.

IMPORTANCE OF BOTH QUALITY AND QUANTITY OF HUMAN DEVELOPMENT

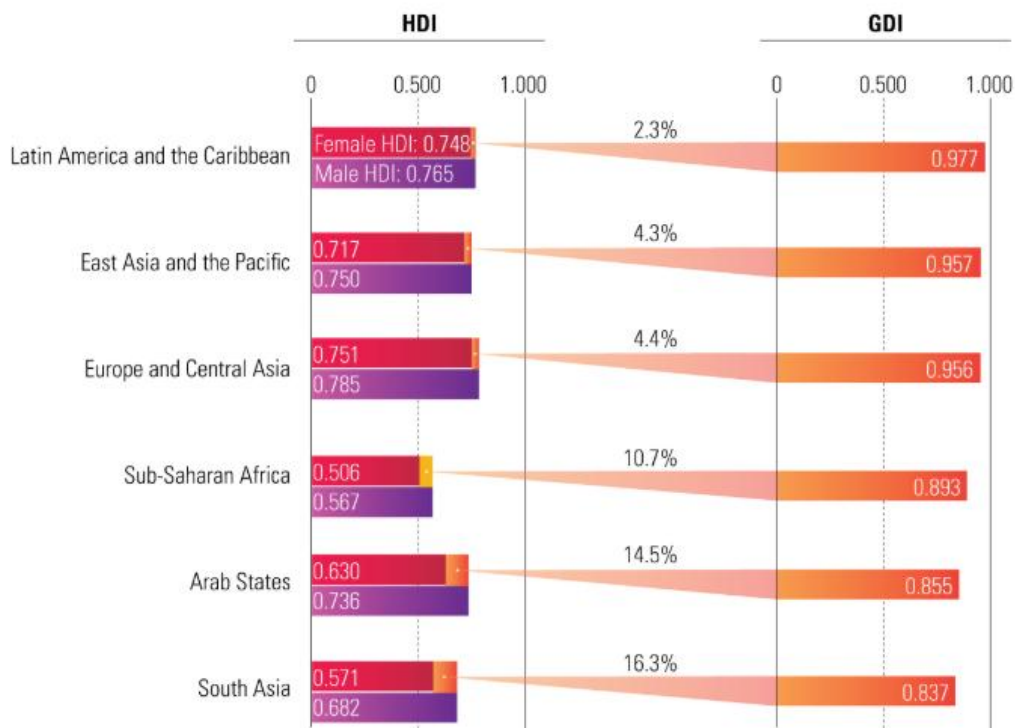
- Today the life span , education level and the access to goods and services has definitely increased but this does not assure us of their quality. For example, healthy life expectancy for countries of very high human development is approximately 70 years, whereas for countries of low human development it is approximately 53 years.

GENDER GAPS IN CHILDREN IS LESSER THAN ADULTS

- The difference in opportunities, achievements and empowerment between men and women gives rise to gender inequalities. Various reasons like lower income level and lesser education level among women is the cause of less HDI for women which is lesser by 6% than men.
- Though remarkable achievement has been attained in the field of gir education yet the bigger picture hasn't changed. Women's empowerment remains a particular challenge.

Even the global labour force participation of women accounts less i.e. 49% as compared to 75% of men. The inequality persists here too when women do more domestic unpaid work than men.

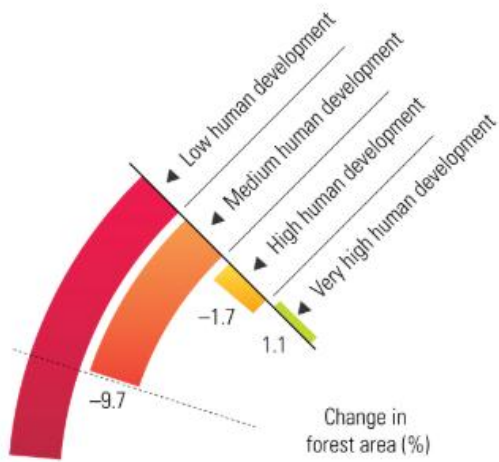
Human Development Index by gender, gender gap and Gender Development Index, by developing region, 2017



ENVIRONMENTAL DEGRADATION PUTS HUMAN DEVELOPMENT GAINS AT RISK

- The degradation of the environment and atmosphere, coupled with significant declines in biodiversity, is linked to other development concerns ranging from declining food and water supplies to losses of livelihood and life from extreme weather events. This profoundly serious crisis threatens the human development of current and future generations.
- Who is not aware of the rate at which the environment around us is degrading. This is not only a harmful scenario towards which we are fast moving but is also a big threat to our food security concerns. The environmental degradation will not only be the cause of livelihood but also the cause of extreme weather conditions in the coming years. This should not only be the concern for the lower ranked countries because the highly placed countries in HDI are the biggest contributors to climate change. Linked to climate change and biodiversity loss, deforestation degrades land and reduces the quantity and quality of freshwater. The overall pace of forest loss has slowed in recent years, but the planet still lost 3.2 percent of its forests between 1990 and 2015. And low human development countries, many of them reservoirs of global biodiversity, lost 14.5 percent.

**Change in forest area,
by human development group, 1990–2015**



**Carbon dioxide emissions per capita,
by human development group, 2014**

